





The **JADE 700** is a stable wet double-belt grinder for deburring and pre-grinding of samples or other materials. It is possible to use belts with 2 different grain sizes simultaneously.



JADE 700



EASY BELT EXCHANGE

Both shroud covers are made of stainless steel and are simply opened backwards. This allows free access to the individual belts. Rotate the front tension wheel to loosen the belt which can then be removed from the side. Similarly, by rotating the adjustment wheel, the new belt can be centred onto the middle of the working surface.

DRIVE

A powerful motor drives both belts at the same time. The rubber coated drive wheels, which are fitted with a special tread, prevent the belt from slipping.

WATER-COOLING

A water film is created over the whole width of the front end of the belt. Waste material generated is carried to the back with the water and both are drained-off into the machine. Drain-offs are separated, one to the left, one to the right.



All components used by us, as well as the constructive design correspond to the normal device requirements for industry in Germany and the EC Safety Regulations.

The units are finished in service-friendly modular construction.



BASIC MODULE

JADE 700

Order No.: M6000010

- » Two grinding belts
- » Water cooling
- » Manual belt centering
- » Aluminium design, powder coated
- » stainless steel cover

EQUIPMENT

POWER SUPPLY (select equipment)

Equipment 1

400 V/50 Hz (3/N/PE)
Order No.: A6000001

Equipment 2

480 V/60 Hz (3/PE)
Order No.: A6000002

Equipment 3

220 V/60 Hz (3/PE)
Order No.: A6000003

ACCESSORIES

SETTLING TANK

- » 2-chamber-compartment, 45 Ltr.
- » Overflow and opening sieve



**For System lab
(insertion mechanism)**
Order No.: A5800495



Mobile
Order No.: A5800496

SYSTEM LAB CABINET

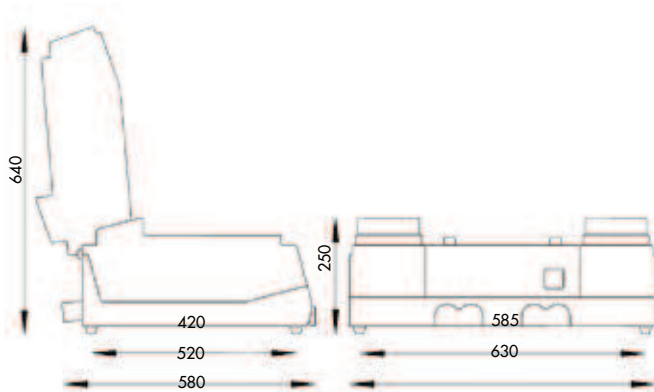


Order No.: M5800042
» System lab assembly
» WxHxD 880x800x800 mm

CONNECTION SET

Order No.: Z5600008
» 1 drain tube Ø 40 mm; 1.5 m
» 1 pressure tube R 1/2"; 2 m

SPECIFICATIONS



Connected speed	1.4 kVA
Belt speed	7 m/sec.
Grinding belts	100 x 920 mm 100 x 915 mm
Water connection	1 x R 1/2"
Drain	right and left, Ø 40 mm
Water valve	right and left
WxHxD	approx. 630 x 250 x 520 mm
Weight	55 kg

