





The **SAPHIR 350** is a single wheel grinder and polisher for working wheels  $\varnothing$  200 - 300 mm.

The especially strong, speed controlled drive allows the strongest pressures. The clearly arranged and robust menu display enables user friendly operation.

The shock-resistant plastic basin, powder coated Aluminium housing and high standard of technology inside the unit lend the requisites for quiet and smooth running.



#### VARIABLE SPEED

The speed is shown digitally on the display. The speeds are divided into 50, 150, 300 and 450 rpm.

The speed can also be changed during the working cycle.

#### WATER

The automatically switched integrated basin rinsing is cooling the working wheel and cleaning the basin during the entire working process.

The rinsing tap can be pulled out with the hose extension. Optimum distribution of water can be reached by swinging the tap left and right across the diameter of the working wheel.



## BASIC MODULE

## SAPHIR 350

Order No.: M5600110

- » Single wheel grinder/polisher
- » Aluminium case, powder coated
- » Impact proof plastic bowl
- » Variable speed
- » LED display
- » Automatic water solenoid
- » Integrated basin rinsing with cleaning and cooling function
- » Automatic water valve
- » Incl splashing ring and cover

## EQUIPMENT

## POWER SUPPLY (select equipment)

Equipment 1

**230 V/50 Hz (1/N/PE)**

Order No.: A5600035

Equipment 2

**110 V/60 Hz (1/N/PE)**

Order No.: A5600036

## ACCESSORIES

## SETTLING TANK

- » 2-chamber-pvc-compartment, 45 Ltr.
- » Basket with filter bag



**For System lab  
(insertion mechanism)**  
Order No.: A5800495



**Mobile**  
Order No.: A5800496

## SYSTEM LAB CABINET

Order No.: M5800042  
» System lab assembly  
» WxHxD 880x810x800 mm

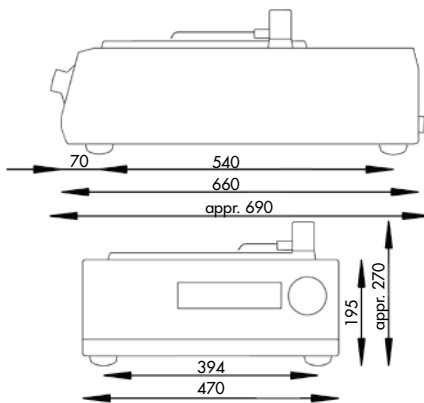


## CONNECTION SET

Order No.: Z5600008  
» 1 drain tube Ø 40 mm; 1.5 m  
» 1 pressure tube R 1/2"; 2 m



## SPECIFICATIONS



Working wheels	Ø 200 - 300 mm
Connected load	2.3 kVA
Power supply	1 230 V/50 Hz (1/N/PE)
	2 110 V/60 Hz (1/N/PE)
Speed	50 - 600 rpm
WxHxD	approx. 470 x 195 x 660 mm
Weight	30 kg